

Clicka 265 Archive 1770 x 1200 x 450 with 15 archive boxes



Archive Box 270 H x 350 W x 430 D (mm)

Clicka 265 with 15 Archive Boxes

H x W x D (mm)	Code	Shelf Load (kg)	Price
1770 x 1200 x 450	CL265E/AK15	265kgs	£177.50

① Each bay is delivered flat-packed. Price includes uprights, upright connectors, plastic feet, beams, shelf supports and MDF shelves. The Archive bay includes 15x flat-packed archive boxes with lids.


## CLICKA SHELVING

Clicka shelving offers a solution to your storage needs, as well as your budget.

It is simple to erect yet has all the strength you are likely to require and is available in 265kg shelf capacities. Manufactured with high quality materials and finish, you can have peace of mind that our Clicka system has been tested and certified to the highest European standards – GS TUV.


Whether you are fitting out the home or workplace, our Clicka Shelving kits offers strength and simplicity at an incredible price.

- **Best value shelving system**  
265kg shelf capacity at great prices
- **Superior quality and strength**  
Robust and strong – Fully tested and certified by GS TUV
- **Easy to assemble and re-configure**  
Build a bay in less than 10 minutes with just a rubber mallet
- **Fast 48hr delivery**  
There when you want it – without fail
- **Will suit any application**  
A versatile range, ideal for home, office, garage or storeroom



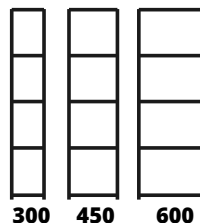
# Our best value shelving – compare our quality and our prices

Clicka 265			
H x W x D (mm)	Code	Shelf Load(kg)	Price
1770 x 900 x 300	CL265A/BG	265kgs	<b>£81.40</b>
1770 x 900 x 450	CL265B/BG	265kgs	<b>£95.85</b>
1770 x 900 x 600	CL265C/BG	265kgs	<b>£110.35</b>
1770 x 1200 x 300	CL265D/BG	265kgs	<b>£98.75</b>
1770 x 1200 x 450	CL265E/BG	265kgs	<b>£112.25</b>
1770 x 1200 x 600	CL265F/BG	265kgs	<b>£131.55</b>

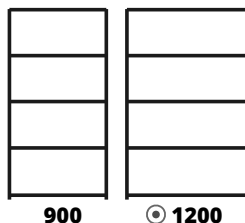


## Available Sizes

### Depths (mm)



### Widths (mm)



① Each bay is delivered flat-packed. Price includes uprights, upright connectors, plastic feet, beams, shelf supports and chipboard shelves



## Heights

Clicka 265 height (mm)  
**1770**

Uprights come split into two – allowing the system to be packed flat and used as two benches if required.



## Widths

Clicka 265 widths (mm)  
**900, 1200**



## Depths

Clicka 265 depths (mm)  
**300, 450, 600**



## Application

Environment  
**Garage, Storeroom or Office**

Usage  
**General Shelving, Archive, Workbench**



## Construction

Split Uprights: **Steel**  
Blue RAL5002

Beams: **Steel**  
Grey RAL7038

Clicka 265 Shelves  
**5x MDF 8mm**



## Loadings

Clicka 265 Max Bay Load  
**1325kg**

Clicka 265 Shelf Load  
up to **265kg** UDL

