



MIDISPAN RACKING

Midspan is our longspan shelving system with steel decking panels supplied in a contemporary pre-galvanised finish.

This makes it ideal for the most demanding applications and environments. The profiles are designed in such a way to ensure there are no sharp edges when assembling or in use.

The system has a wide range of profiles and sizes which provides complete flexibility when designing your warehouse. Along with a range of accessories that make it simple to store many different products as well as bespoke solutions for the automotive industry.

We offer guaranteed delivery within 5 days, including components to build a high bay or multi-tier installation from our large stocks.

- **Heavy duty and secure**
- **Easy to build and reconfigure**
- **Beams adjust every 25mm**
- **Guaranteed delivery in 5 days**
- **Available in blue or galvanised uprights**
- **Galvanised beams and decking panels**



scan for
videos assembly



storagecatalogue.co.uk
/midspan

Industrial Galvanised Racking



Detail of **C50 beam** on M50 upright



Detail of **C70 beam** on M50 upright

5
YEAR
Guarantee

5
DAYS
Delivery

Multi-Tier

from
£39.⁸⁵
per level

2500
KG
Shelf Load

8800
KG
Bay Load



2500
KG
Shelf Load

Warehouse

Storeroom

Workshop



Heights

Standard Bay Heights (mm)
M50 Profile
1950, 2550, 3000

M70 Profile
2550, 4500, 5550, 6000



Widths

Widths (mm)
C50 Beams
1000, 1200, 1600

C70 Beams
1000, 1200, 1600, 1800, 2000, 2400

C100 Box Beams
1600, 1800, 2000, 2400



Depths

Depths (mm)
400, 600, 800, 1000, 1200



Application

Environment
Warehouse, Storeroom, Workshop

Usage
Heavy Duty Storage



Construction

Uprights: **Steel Galvanised**

C50 & C70 Beams: **Steel Galvanised**

C100 Beams: **Steel Grey RAL7037**

Shelves: **Steel Galvanised Panels**



Loadings

Shelf UDL up to **2500kg**

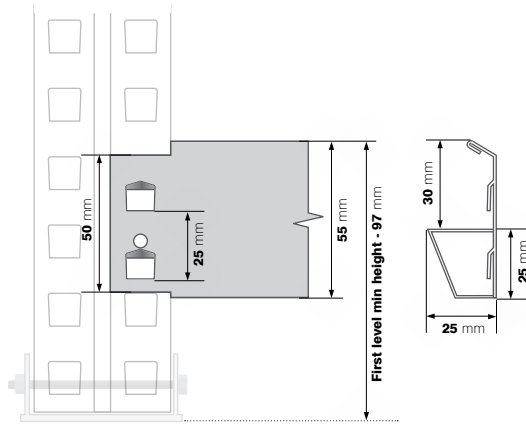
M50 Max Bay Load **4400kg**

M70 Max Bay Load **8800kg**

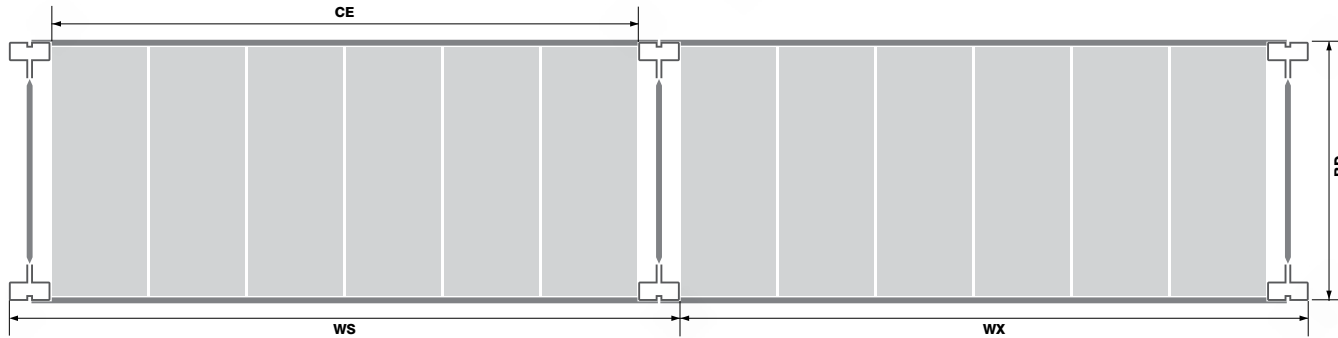
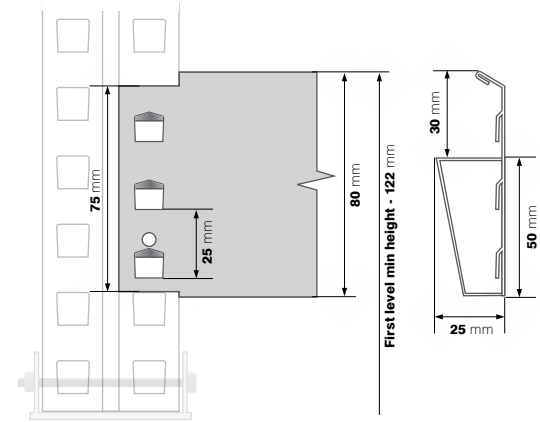
Contact sales office for complete loading info.

Design and plan your Midispan Racking layout

C50 Loadings	
Length (mm)	UDL (kgs)
800	400
1000	400
1200	340
1400	290
1600	250
1800	220
Load per pair	



C70 Loadings	
Length (mm)	UDL (kgs)
800	1000
1000	1000
1200	930
1400	840
1600	750
1800	660
2000	600
2200	540
2400	480
Load per pair	



Depths (mm)	
Nominal Depth (List Measurement)	BD (Bay Depth)
400	402
500	502
600	602
700	702
800	802
1000	1002
1200	1202
Load per pair	

Nominal Width (List Measurement)	Width using M50 Upright		Width using M70 Upright		CE (Clear Entry)
	WS (Starter Bay)	WX (Extension Bay)	WS (Starter Bay)	WX (Extension Bay)	
800	900	850	940	870	800
1000	1100	1050	1140	1070	1000
1200	1300	1250	1340	1270	1200
1400	1500	1450	1540	1470	1400
1600	1700	1650	1740	1670	1600
1800	1900	1850	1940	1870	1800
2000	2100	2050	2140	2070	2000
2200	2300	2250	2340	2270	2200
2400	2500	2450	2540	2470	2400
2700	2800	2750	2840	2770	2700



Midispan M50 Upright

Midispan M70 Upright

Choose beams, frames and shelves to build a fully bespoke system for your needs

Midispan Racking bays




M50 Shim (70x60x1.2mm)



MS7/M50SHIM **£0.70**

M70 Shim (100x100x1.2mm)



MS7/M70SHIM **£1.20**

Mallet



Mallet **£5.00**

M50 Floor fixing



FFM8/70 M8x65mm **£1.40**

M70 Floor fixing



FFM12X100 M12x100mm **£2.00**



5
YEAR
Guarantee

5
DAYS
Delivery

Multi-Tier



MIDISPAN RACKING

i Need help designing your layout or costing a project, just give us a call.

Midispan Racking's automotive solutions



Standard Midispan Tyre Racks use 400mm deep frames



Exhaust hangers & other automotive accessories available to order.

C70 Tyre Racking Levels (For frame prices see p.69)

W x D (mm)	Code	Shelf Load (kg)	Price (per pair)
1000mm	MSB/10C70	1000	£38.50
1200mm	MSB/12C70	930	£45.90
1600mm	MSB/16C70	750	£60.40
1800mm	MSB/18C70	660	£67.70
2000mm	MSB/20C70	600	£75.00
2400mm	MSB/24C70	480	£89.50

i Price includes pair of beams and safety pins. No decking included!

C100 Profile Box Beam Levels (For frame prices see p.69 (RAL7037))

W (mm)	Code	Shelf Load (kg)	Price (per pair)
1600mm	MSB/16C100B	2500kgs	£123.90
1800mm	MSB/18C100B	2500kgs	£138.10
2000mm	MSB/20C100B	2330kgs	£152.50
2400mm	MSB/24C100B	2330kgs	£181.20

i Price includes pair of beams and safety pins. Accessories not included.

i If you don't see a solution that meets your requirements, then please get in touch.

Now available in frames up to 6000mm high

Frames - M50 Profile - Galvanised (Frame capacity up to 4300kg ¹)										
	Depth - 400mm		Depth - 600mm		Depth - 800mm		Depth - 1000mm		Depth - 1200mm	
H (mm)	Code	Price	Code	Price	Code	Price	Code	Price	Code	Price
1950mm	MSF/19/04	£55.80	MSF/19/06	£57.10	MSF/19/08	£60.30	MSF/19/10	£63.25	MSF/19/12	£68.25
2550mm	MSF/25/04	£73.10	MSF/25/06	£75.30	MSF/25/08	£75.90	MSF/25/10	£79.50	MSF/25/12	£85.60
3000mm	MSF/30/04	£84.95	MSF/30/06	£88.00	MSF/30/08	£89.30	MSF/30/10	£93.40	MSF/30/12	£100.35

Frames - M70 Profile - Galvanised (Frame capacity up to 8800kg ¹)										
H (mm)	Code	Price	Code	Price	Code	Price	Code	Price	Code	Price
2550mm	-	-	MSF70/25/06	£137.55	MSF70/25/08	£138.70	MSF70/25/10	£143.60	MSF70/25/12	£148.50
4500mm	-	-	MSF70/45/06	£228.00	MSF70/45/08	£231.85	MSF70/45/10	£238.70	MSF70/45/12	£245.85
5550mm	-	-	MSF70/55/06	£278.30	MSF70/55/08	£282.70	MSF70/55/10	£291.10	MSF70/55/12	£299.85
6000mm	-	-	MSF70/60/06	£299.30	MSF70/60/08	£301.95	MSF70/60/10	£310.10	MSF70/60/12	£318.75


¹ Price includes uprights, metal feet and all necessary bracing and fixings (M50 = M8x50 or M8x70, M70 = M12x100).
¹ Frame capacity based on shelf levels spaced at 400mm intervals.

M70 Shim (100x100x1.2mm)



MS7/M70SHIM **£0.70**

Floor Fixing



FFM8/70 M8x65mm **£1.40**



5 YEAR Guarantee, 5 DAYS Delivery, Multi-Tier



Midspan 1950 x 1800 x 600 on M50 profile frame and C70 beams with galvanised decking + detail on metal feet

C50 Profile Galvanised Beam Levels - Including All Galvanised Decking															
	Depth - 400mm			Depth - 600mm			Depth - 800mm			Depth - 1000mm			Depth - 1200mm		
W (mm)	Code	Shelf Load (kg)	Price	Code	Shelf Load (kg)	Price	Code	Shelf Load (kg)	Price	Code	Shelf Load (kg)	Price	Code	Shelf Load (kg)	Price
1000mm	MSB/1004C50	400	£39.85	MSB/1006C50	400	£48.50	MSB/1008C50	400	£63.95	MSB/1010C50	350	£73.95	MSB/1012C50	325	£84.10
1200mm	MSB/1204C50	340	£47.45	MSB/1206C50	340	£57.75	MSB/1208C50	340	£76.20	MSB/1210C50	340	£88.15	MSB/1212C50	340	£100.30
1600mm	MSB/1604C50	250	£62.55	MSB/1606C50	250	£76.15	MSB/1608C50	250	£100.60	MSB/1610C50	250	£116.45	MSB/1612C50	250	£132.60

C70 Profile Galvanised Beam Levels - Including All Galvanised Decking															
W (mm)	Code	Shelf Load (kg)	Price	Code	Shelf Load (kg)	Price	Code	Shelf Load (kg)	Price	Code	Shelf Load (kg)	Price	Code	Shelf Load (kg)	Price
1000mm	MSB/1004C70	500	£57.45	MSB/1006C70	500	£66.10	MSB/1008C70	400	£81.55	MSB/1010C70	350	£91.55	MSB/1012C70	325	£101.70
1200mm	MSB/1204C70	600	£68.45	MSB/1206C70	600	£78.75	MSB/1208C70	480	£97.20	MSB/1210C70	420	£109.15	MSB/1212C70	390	£121.30
1600mm	MSB/1604C70	750	£90.15	MSB/1606C70	750	£103.75	MSB/1608C70	640	£128.20	MSB/1610C70	560	£144.05	MSB/1612C70	520	£160.20
1800mm	MSB/1804C70	660	£101.05	MSB/1806C70	660	£116.30	MSB/1808C70	660	£143.75	MSB/1810C70	630	£161.55	MSB/1812C70	585	£179.70
2000mm	MSB/2004C70	600	£111.95	MSB/2006C70	600	£128.85	MSB/2008C70	600	£159.30	MSB/2010C70	600	£179.05	MSB/2012C70	600	£199.20
2400mm	MSB/2404C70	480	£133.65	MSB/2406C70	480	£153.85	MSB/2408C70	480	£190.30	MSB/2410C70	480	£213.95	MSB/2412C70	480	£238.10

¹ Price includes pair of beams, galvanised decking, safety pins and beam ties.

Need help designing your layout or costing a project, just give us a call.



750 KG Shelf Load, Warehouse, Storeroom, Workshop

MIDSPAN RACKING